

A modern kitchen scene featuring a white countertop with a stainless steel sink and a sleek faucet. Three pendant lights with clear glass shades hang above the counter, casting a warm glow. The background is softly blurred, showing a white door and a window with greenery. The overall aesthetic is clean and contemporary.

euroedge

FROM THE O'BRIEN GROUP



new

euroedge

Creating the appearance of a solid surface with seamless pattern and colour

Achieve the impression of a solid surface benchtop with the more economic option of our new Euroedge. This look is achieved via a digitally-printed edge tape. The resulting tops are extremely durable and functional. Euroedge is suitable for commercial fit outs, furniture, counter tops, residential bench tops, table tops, and vanity units.

The benefits of Euroedge


The ultimate in beauty, strength and practicality, Euroedge offers:

- seamless pattern and colour with a clear edge creating the appearance of a stone top.
- available in 20mm to 60mm thick finished edge
- impact & stain resistance
- available in popular colours
- 10 year manufacturer's residential warranty
- up to 1/3 less waste than stone generated solid top.






Bianca Luna Matt



Black Alicante Satin



Blackened Legno Naturelle *




Black Marble Natural



Carrera Marble Matt




Concrete Formwood Natural



Desire Teak Wood Matt




Aged Ash Naturelle *



Pearl Soapstone Satin



Pure MineralStone Natural



Vulcan Stone Natural



White Valencia Natural


* Note: Not suitable for highwear areas around kitchen sink.




Pearl Soapstone Pure Gloss



Bianca Luna Gloss



Black Alicante Pure Gloss



Black Marble Gloss




Carrera Marble Gloss



Pure MineralStone Gloss



White Valencia Gloss



Vulcan Stone Gloss



Laminate Benchtop Care

Care and maintenance

Dos and Don'ts

- Don't place electrical appliances or pots straight from the oven/cooker directly onto your laminate benchtop. Also do not place slow cookers or heat sources over any joins.
- Avoid scourers and abrasives – they will damage the surface.
- Keep waxes and polishes well away. They merely dull the natural shine.
- Don't cut directly on laminate surfaces.
- Don't place burning cigarettes onto laminate surfaces.

Streaks. Streaky marks sometimes show on dark colours and gloss surfaces after cleaning. Mr Muscle® Surface & Glass, Windex® or Ajax Spray n Wipe spray cleaners should wipe them away.

Grease. Clean, soapy water will deal with greasy marks. Dab, wait and wipe away. Finish off with Mr Muscle® Surface & Glass, Windex® or Ajax Spray n Wipe spray cleaners.

Spills. Laminate surfaces resist staining from most household chemicals. With some accidental spills, however, you must take prompt action. Wipe off beetroot, grape and berry juices, first aid preparations, concentrated bleach, oven cleaners, dishwasher detergents and artificial dyes or hair colouring immediately. Specialty glue types such as Super Glue must also be removed immediately with acetone (nail polish remover). Note: some solvent based texture pens may leave permanent marks unless removed immediately.

Stains. Methylated spirits, acetone, paint thinners or 2 – 3 light rubs with a cream cleanser can be used on stubborn stains. Use a light scrubbing brush if necessary. Note: Always be careful on laminate joins and edges, as these products can break down the adhesive used to bond your laminate to the substrate.

Scratches. Laminate surfaces will withstand normal wear and tear, but can be damaged by scratching or cutting with utensils, knives and unglazed pottery. Darker colours and gloss surfaces will show scratches more readily than lighter colours. To minimise scratching, always place and lift objects from the surface – never drag or slide them across the surface.

Joins, hobs and sinks. Water drainage (important). The areas around the sink, hobs and joins are all vulnerable to excess liquid and are moisture resistant only. They will not tolerate water left on them for any length of time. Water must be wiped up straight away. By not doing this the top will swell and is not repairable, the top will not be covered by warranty.



O'Briens expressly warrants that it will repair or replace this product, free of charge if it fails due to any manufacturing defect in materials or workmanship during the first 10 years after initial installation.

The warranty shall not apply to damage caused by:

1. Physical abuse, accidents or misuse;
2. Exposure to heat;
3. Faulty or improper installation

This warranty is extended only to the original purchaser and may not be transferred or assigned. A purchase receipt or other proof of date of original purchase will be required before warranty service is rendered. O'Briens obligation is limited solely to the repair or replacement of the products purchased hereunder, including reasonable and necessary labour charges.

NO OTHER EXPRESS OR IMPLIED WARRANTIES OF MERCHANTABILITY OR FITNESS FOR A PARTICULAR PURPOSE ARE MADE BY THE WARRANTY EXCEPT FOR THOSE EXPRESSLY HEREIN. UNDER NO CIRCUMSTANCES SHALL O'BRIENS BE LIABLE FOR ANY LOSS OR DAMAGE ARISING FROM THE PURCHASE, USE OR INABILITY TO USE THIS PRODUCT, OR FOR ANY SPECIAL, INDIRECT, INCIDENTAL OR CONSEQUENTIAL DAMAGES.

To obtain service under this warranty, please contact the source from which you purchased your Laminate product. If the problem is not handled to your satisfaction, please contact O'Brien Group directly by writing or calling your nearest O'Brien office.



Lynwoods, Invercargill

Phone 03 218 9029
Fax 03 214 4801
Email invercargill@obrien-group.co.nz

Central Benchmakers, Alexandra

Phone 03 448 7514
Fax 03 448 7512
Email centralbenchmakers@gmail.com

O'Briens, Mosgiel

Phone 03 489 9487
Fax 03 489 9488
Email enquiries@obrien-group.co.nz

O'Briens, Christchurch

Phone 03 384 2139
Fax 03 384 2079
Email christchurch@obrien-group.co.nz

O'Briens, Wellington

Phone 04 577 3640
Fax 04 577 3641
Email wellington@obrien-group.co.nz

Bentctops by Design, Hamilton

Phone 07 848 1809
Fax 07 848 1806
Email hamilton@obrien-group.co.nz

Eurodesign, Auckland

Phone 09 443 1260
Fax 09 443 8028
Email sales@eurodesign.co.nz

Top Zone, Nelson

Phone 03 547 6923
Fax 03 547 9580
Email admin@topzone.co.nz